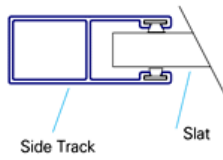
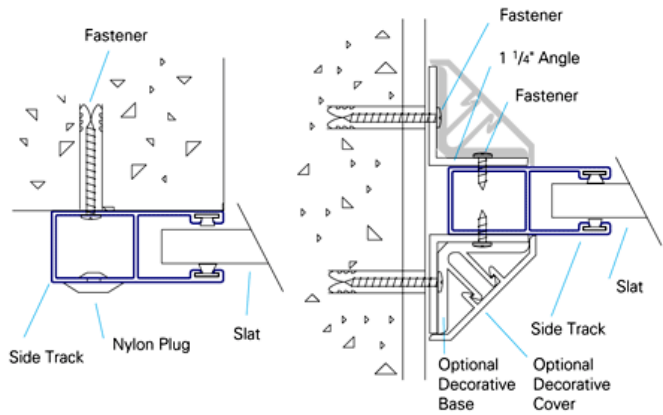


Various Track Mounting Techniques

Side Tracks



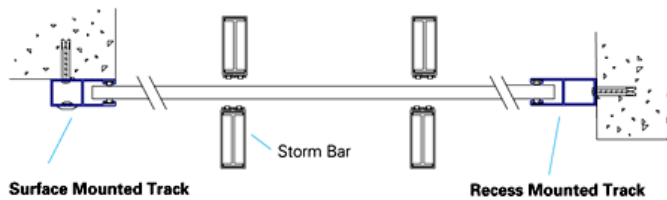
Not Drilled: Select 'Not Drilled' when drilling needs to be done in the field due to unique applications.



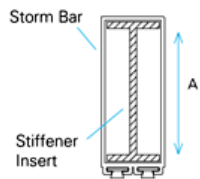
Surface Mount: Most common mounting application. Side track fits outside the rough opening.

Angle Mount: Most desirable mounting technique when installing between walls or between jambs. The angles act as trim spacers so measurements are not so critical. Shutters should be made 1/2" less than the dimensions between walls or jambs.

Sample Combination of Side Tracks Showing Storm Bars



Storm Bars



Storm Bar Width	A
Mini Storm Bar	2"
Maxi Storm Bar	2.5"

Sill Detail

